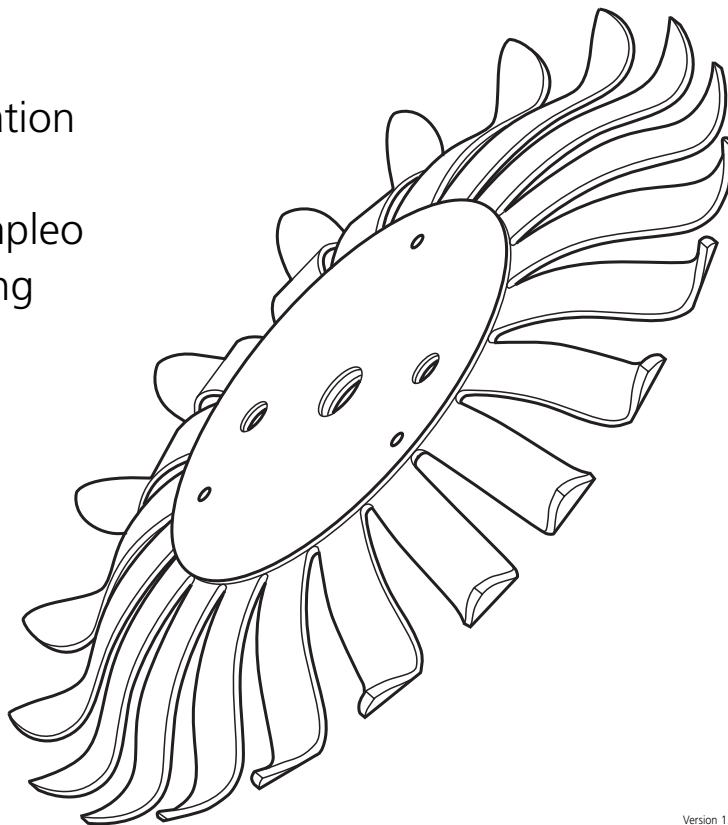




Tube holders

for SB2 & SB3 Rotators

Instructions for use
Instructions d'utilisation
Istruzioni per l'uso
Instrucciones de empleo
Gebrauchsanweisung



⚠ No tools required, assemble by hand.

Position Rotator to the optimum angle using the adjustment wheel (B).
Place the Tube Holder over the Rotator spindle (A) and assemble following the appropriate diagram found on pages 3 to 6.
For more information on other Tube Holders available, see page 7.

⚠ Aucun outil nécessaire, montage à la main.

Positionner l'agitateur rotatif à l'angle optimal à l'aide du volant de réglage (B).
Placer le porte-tube sur l'arbre de l'agitateur rotatif (A) et le monter en suivant le schéma approprié qui se trouve sur les pages 3 à 6.
Pour plus d'informations sur les autres porte-tubes disponibles, voir page 7.

⚠ Il montaggio dello strumento non prevede l'utilizzo di attrezzi.

Posizionare l'agitatore all'angolazione ottimale agendo sull'apposita rotellina di regolazione (B).
Infilare il portaprovetta sopra l'albero dell'agitatore (A) ed eseguire l'operazione di montaggio osservando lo schema pertinente fra quelli riportati alle pag. 3 - 6.
Per ulteriori informazioni sugli altri tipi di portaprovette disponibili, vedi a pag. 7.

⚠ No se requieren herramientas – se ensambla a mano.

Disponga el rotador al ángulo óptimo con la rueda de ajuste (B).
Disponga el portatubos sobre el husillo del rotador (A) y proceda a ensamblarlo de acuerdo con el diagrama apropiado incluido en las páginas 3 a 6.
Vea en la página 7 más información referente a otros portatubos disponibles.

⚠ Handmontage, kein Werkzeug erforderlich.

Rotator mit Einstellrad (B) auf optimalen Winkel einstellen.
Reagenzglashalter auf die Drehspindel (A) aufsetzen und nach den Abbildungen auf Seite 3 bis 6 montieren.
Informationen zu anderen Reagenzglashaltern finden Sie auf Seite 7.

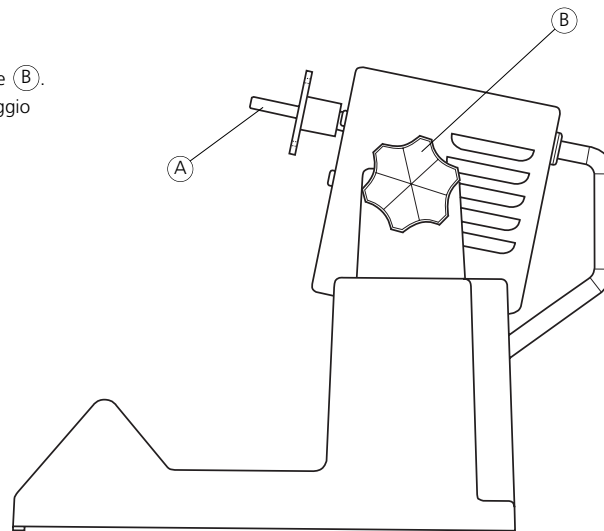
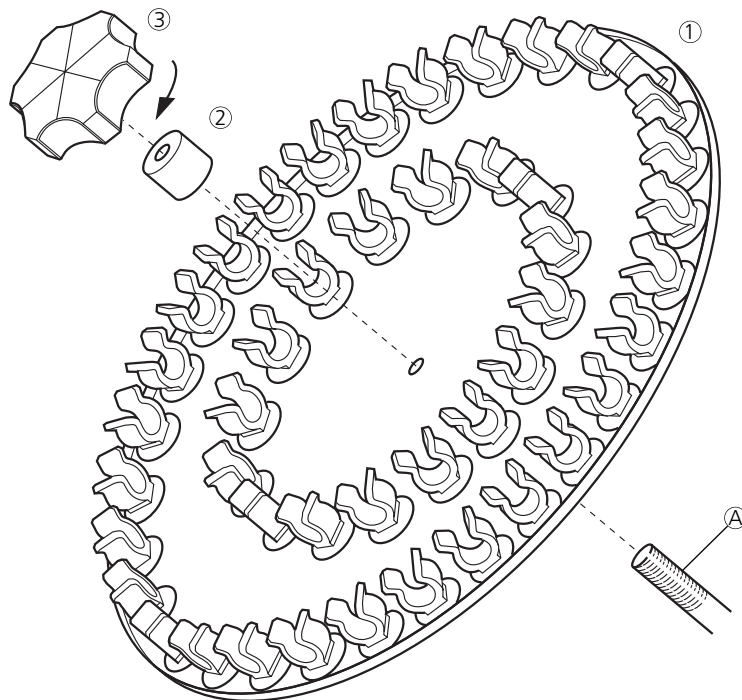
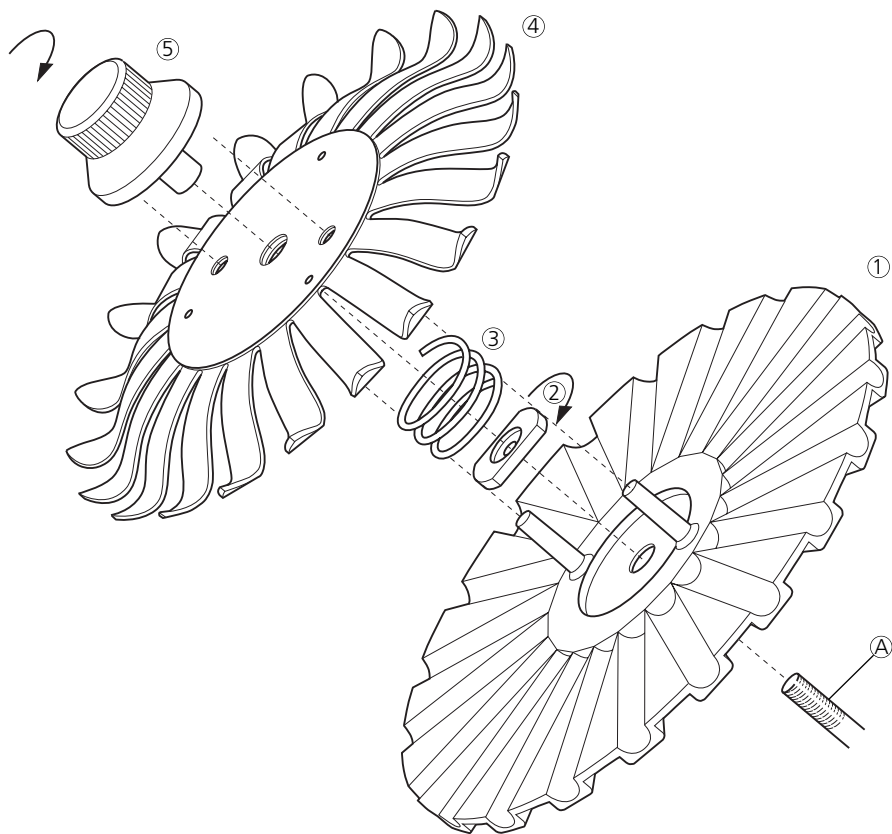


Fig 1

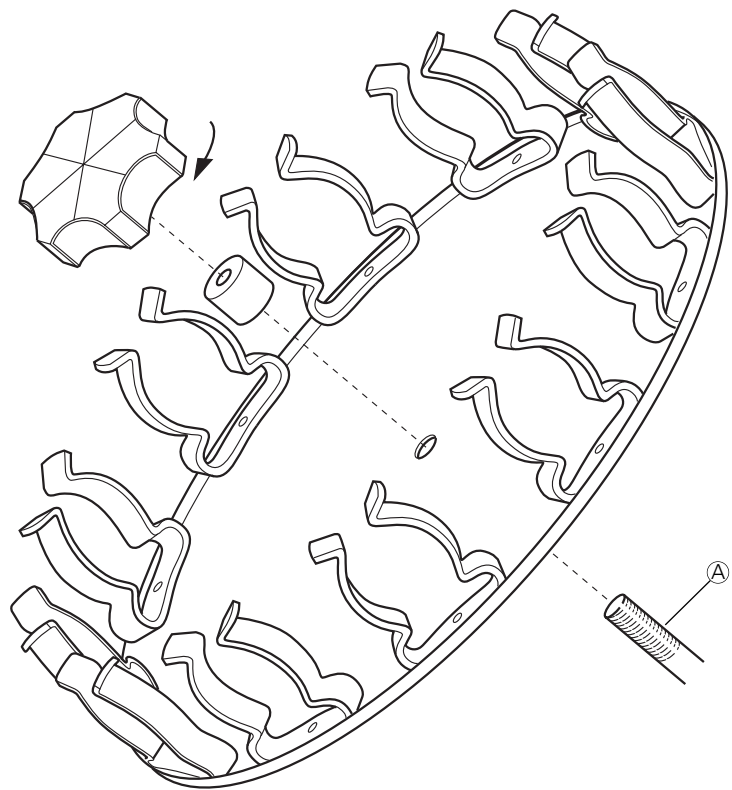
SB3/1 1.5ml Microcentrifuge tube holder



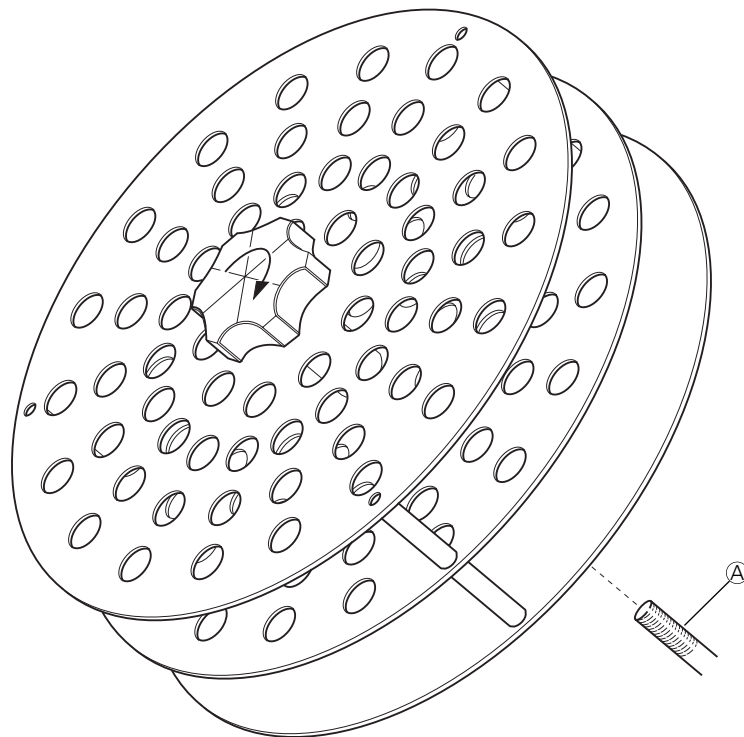
SB3/2 Blood tube / test tube holder



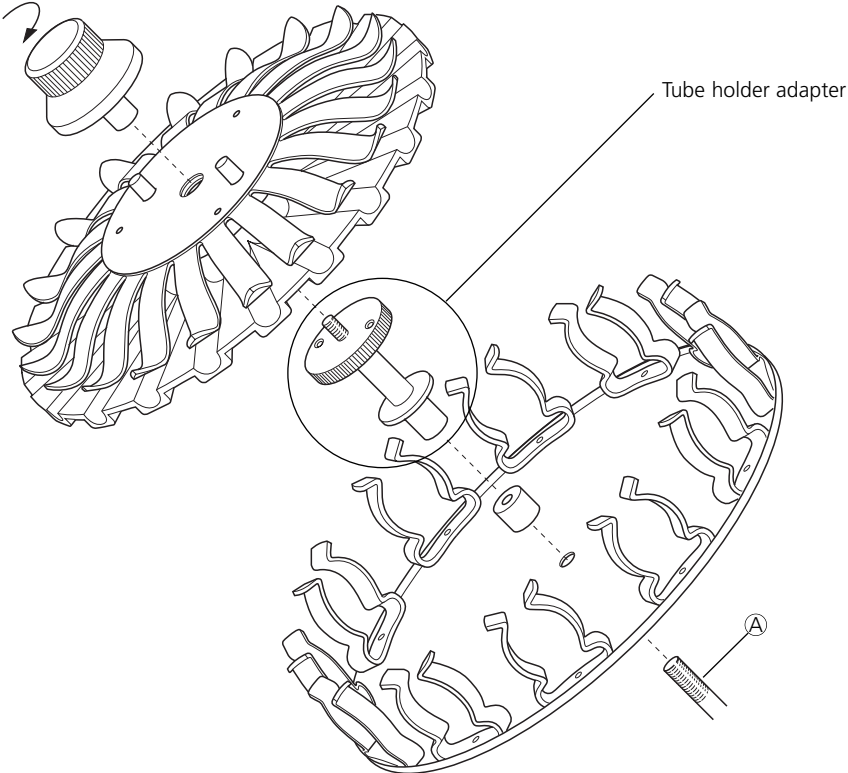
SB3/3 50ml Centrifuge tube holder



SB3/4-6 Culture tube holder



SB3/DUAL Tube holder adapter



Catalogue number	Assembly on page	Description	Number of tubes	Tube diameter
SB3/1	2	1.5ml microcentrifuge tube	46	9 to 11mm
SB3/2	3	Blood tube or test tube	20	9 to 20mm
SB3/3	4	50ml centrifuge tube	12	27 to 34mm
SB3/4	5	Culture tube	63	12mm
SB3/5	5	Culture tube	63	16mm
SB3/6	5	Culture tube	30	26mm
SB3/DUAL	6	Tube holder adapter	-	-



**Barloworld
Scientific**

Barloworld Scientific France SAS

ZI du Rocher Vert - BP 79
77793 Nemours Cedex
France
Tel: +33 1 64 45 13 13
Fax: +33 1 64 45 13 00
e-mail: bibby@bibby-sterilin.fr

Barloworld Scientific Italia Srl

Via Alcide de Gasperi 56
20077 Riozzo di Cerro al Lambro
Milano Italia
Tel: +39 (0)2 98230679
Fax: +39 (0)2 98230211
e-mail: marketing@barloworld-scientific.it
www.barloworld-scientific.it

Barloworld Scientific Ltd

Beacon Road Stone
Staffordshire ST15 0SA
United Kingdom
Tel: +44 (0)1785 812121
Fax: +44 (0)1785 813748
www.barloworld-scientific.com

Barloworld Scientific US Ltd

350 Commerce Drive
Rochester NY 14623
USA
Tel: (800) 828-6595
Fax: (585) 334-0241
www.dynalabcorp.com

Afora S.A.

Calle Aribau 240
08006 Barcelona Spain
Tel: +343 93-306 98 00
Fax: +343 93-306 98 23
e-mail: marketing@afora.com
www.afora.com